

Lateral Trunk Supports

Spex® lateral trunk supports offer adjustability, comfort and positioning. Our anatomical pad design with new full curved Natural-Lateral® surface has been tested for optimum fitting to body shape. The supporting surface of each lateral pad includes a layer of pressure relieving foam for additional protection and comfort.

CLINICAL

- Modular lateral supports provide optimum trunk control whilst improving balance, posture and comfort
- Offset correction can be applied to an asymmetric trunk to bring better trunk alignment for enhanced function

FUNCTIONAL BENEFITS

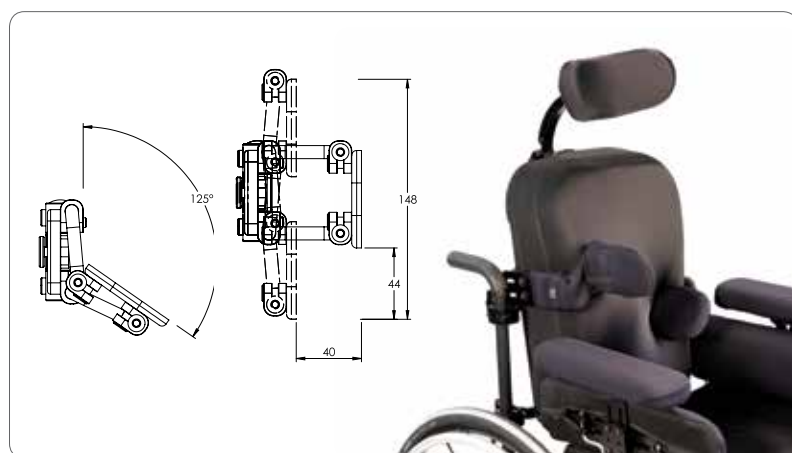
- Super comfortable pressure-reduction padding for moulding to user shape
- Removable and washable covers
- Brackets are adjustable in all planes: height, width, depth and lateral angle for ultimate trunk orientation
- Spex® brings you modular creativity! Mix and match with different pad combinations
- Provide trunk control and stability with the ability to install a lateral in multiple positions on the back support
- Approx. lateral hardware weight is from 0.15 to 0.45 kg, and approx. lateral pad weight is from 0.05 to 0.3 kg

OPTIONS


- Select from Fixed, Standard Swing-Away or Axial® Swing-Away Hardware
- Bracket upgrades available:
 - Cane Mount
 - DeepContour backrest bracket
 - Extension for DeepContour (commonly used with SuperShape® backrest)

Axial® TECHNOLOGY

Unique swing-away hardware that allows the lateral pad to rotate to correctly support/align to the user's trunk needs.




HARDWARE OPTIONS




FIXED

Width and depth adjustable



STANDARD SWING-AWAY

Width and depth adjustable with vertical pivot adjustment.



AXIAL® SWING-AWAY

Width, depth, and multiple angle adjustable by its rotational system.

Axial® technology provides the correct support structure with patented mechanically rotational system.



CANE MOUNT

Mounts directly to wheelchair canes

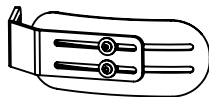


Anatomical full-curve **NATURAL-LATERAL®** technology for optimum fitting to body shape

Comfort to new levels with **PRESSURE-REDUCING** layer

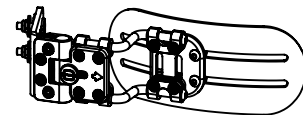
Huge pad range to provide the exact **SNUG FITTING** comfort that's required (refer next page)

FIXED LATERAL HARDWARE



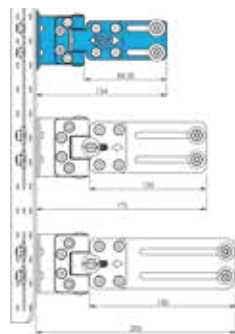
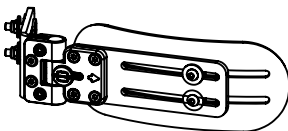
Options (Add pad, shown on Pg 46)	Depth Adjustment	Code
Fixed Bracket	55 mm	1266-2101-100
Kidz Fixed Bracket	40 mm	1266-2111-100

Axial® LATERAL HARDWARE



Options (Add pad, shown on Pg 46)	Code
Axial® Hardware	1266-2301-100
Kidz Axial® Hardware	1266-2311-100

SWING-AWAY LATERAL HARDWARE

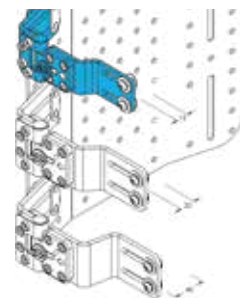


STANDARD

Options (Add pad, shown on Pg 46)	Overall length	Plate Length	Code
Swing-Away, straight bracket	175 mm	120 mm	1266-2201-100
Swing-Away, kidz straight bracket	134 mm	85 mm	1266-2211-100
Swing-Away, straight extended bracket	205 mm	150 mm	1266-2202-100

OFFSET

When lateral support is required to sit closer towards the user's trunk to provide support



Options (Add pad, shown on Pg 46)	Offset	Code
Swing-Away, offset bracket	20 mm	1266-2203-100
Swing-Away, kidz offset bracket	15 mm	1266-2213-100
Swing-Away, offset extended bracket	40 mm	1266-2204-100

Lateral Support Pads

Anatomical pad design with new full curved Natural-Lateral® surface has been tested for optimum fitting to body shape. Huge lateral support pad range to provide the exact fit required.



STANDARD COVER

- Pictured above. Removable and washable cover option

COMFI-COVER

Exclusive Comfi-Covers are available for all laterals (pictured right):

- Extended padding over mechanism to protect arms from the metal hardware
- Clever release strap for operating the swing away movement
- Easy release for users who have limited hand function and need independent use to open the laterals for transfers

Pad Style	Size	Pad Height	Pad Depth	Pad & Std Cover	Pad & Comfi-Cover
Narrow Straight	0	85 mm	115 mm	1266-3010-400	1266-3010-800
"	1	95 mm	145 mm	1266-3011-400	1266-3011-800
"	2	95 mm	180 mm	1266-3012-400	1266-3012-800
"	3	115 mm	210 mm	1266-3013-400	1266-3013-800
"	4	115 mm	240 mm	1266-3014-400	1266-3014-800
Narrow Curved	1	95 mm	145 mm	1266-3021-400	1266-3021-800
"	2	95 mm	180 mm	1266-3022-400	1266-3022-800
"	3	115 mm	210 mm	1266-3023-400	1266-3023-800
"	4	115 mm	240 mm	1266-3024-400	1266-3024-800
Broad	1	105 mm	130 mm	1266-3031-400	1266-3031-800
"	2	125 mm	140 mm	1266-3032-400	1266-3032-800
"	3	140 mm	150 mm	1266-3033-400	1266-3033-800
"	4	160 mm	155 mm	1266-3034-400	1266-3034-800
"	5	195 mm	165 mm	1266-3035-400	1266-3035-800
"	6	230 mm	175 mm	1266-3036-400	1266-3036-800

LATERAL PAD OPTIONS



NARROW STRAIGHT

Freedom to move forwards and backwards for functional activities and transfers



NARROW CURVED

Anterior support for increased comfort and spinal extension



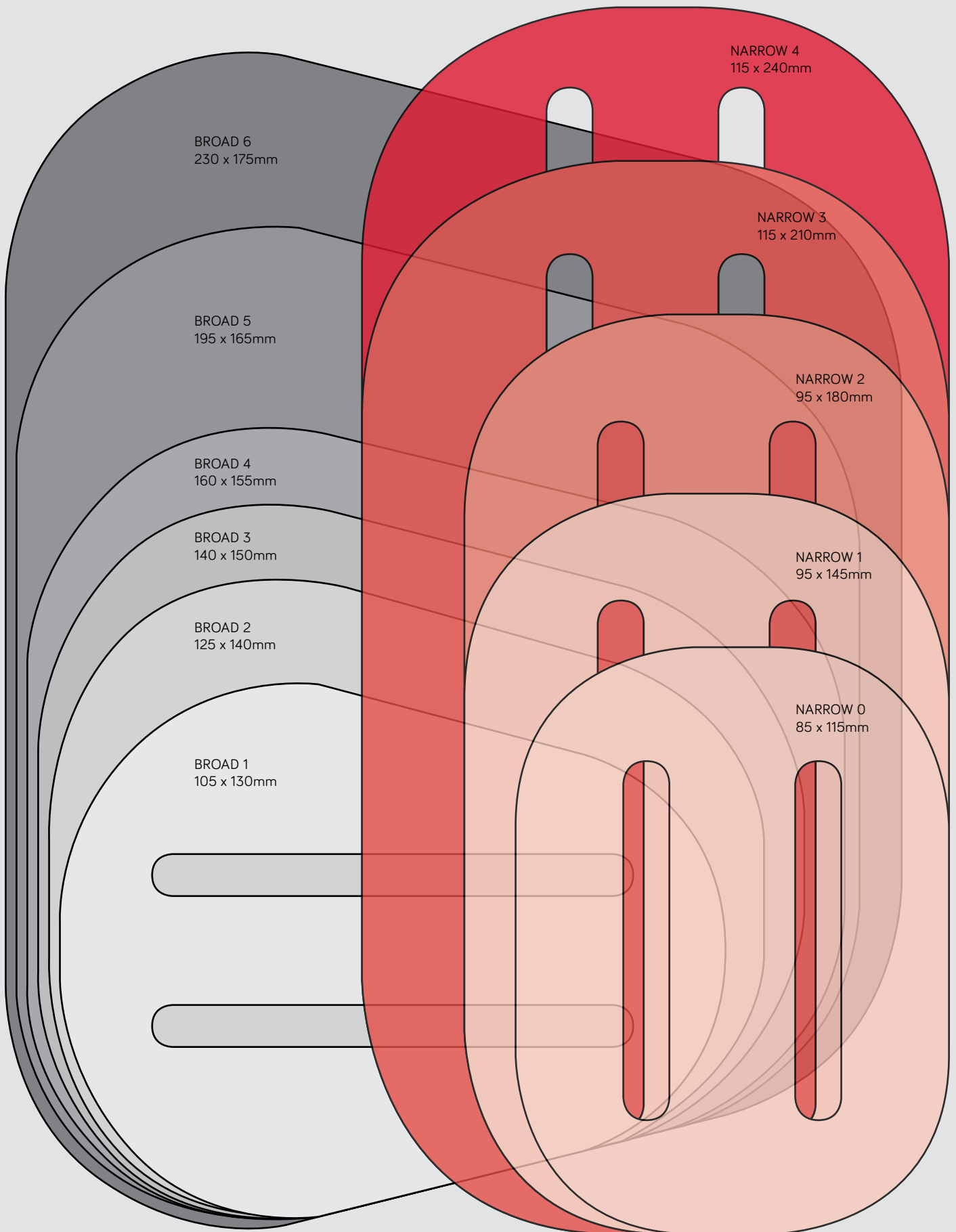
BROAD

Provides long trunk support and effective pressure reduction

COMFI-COVER OPTION



LIFE-SIZE LATERAL TEMPLATE



Spex® provides the tools to make decisions for faster results, including this lateral pad size guide to scale. When deciding which lateral support pad style and size will suit your clients, place this page against their torso to make an informed decision on the spot!